

MODUM Corniche Ladder Product sheet – elegant ladder for buildings with curvature.

MODUM Corniche Ladder is manufactured in weather-proof anodized aluminium in a slim and elegant profile. When not in use, it is less prominent than a drainpipe. It is suitable for 2 and 4-story buildings, recommended maximum length is 10 meters.

In case of an emergency, the MODUM Corniche Ladder can open with a simple pull of a Release Pin, and it is ready for use in a few seconds.

With the anti-slip aluminium rungs, climbing and going down is safe and easy.

The ladder is tamper proof and can only be opened from above - thus preventing unauthorized access from the ground.

The MODUM Corniche Ladder has been engineered with 1, 2, 3 or 4 telescopic steps in order to accommodate buildings with curvature.

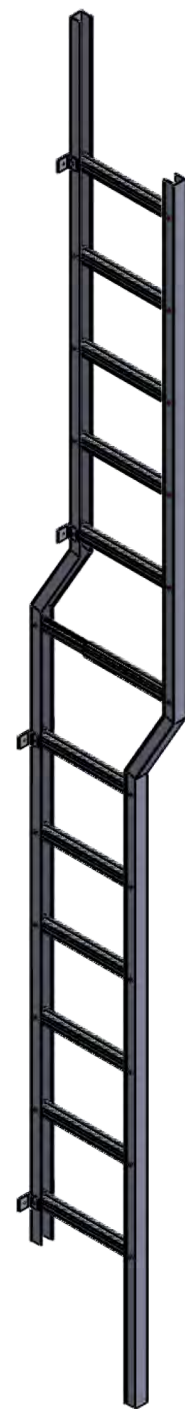
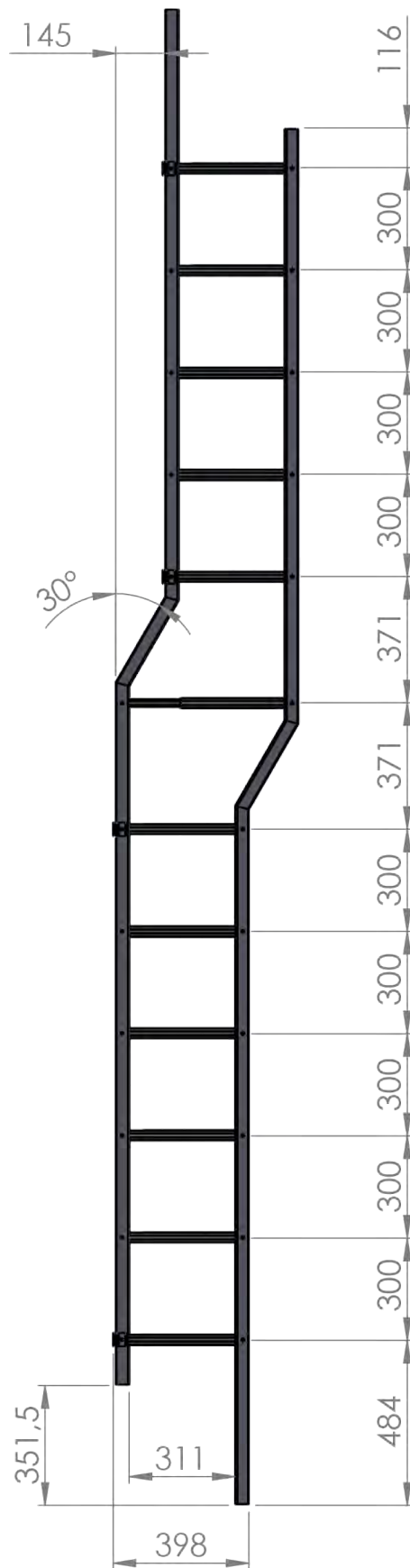
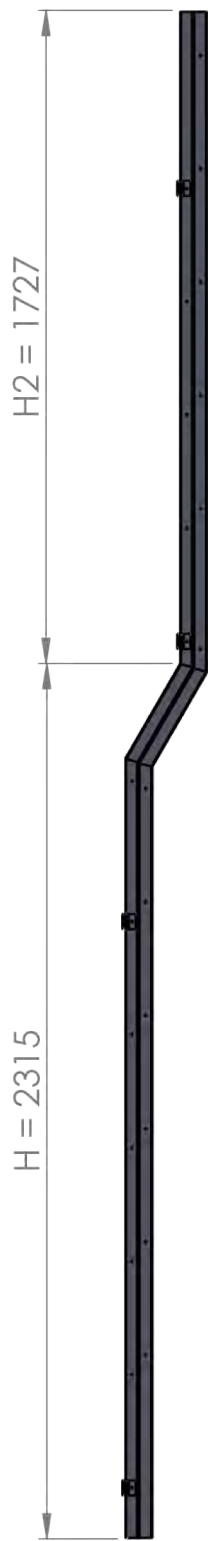
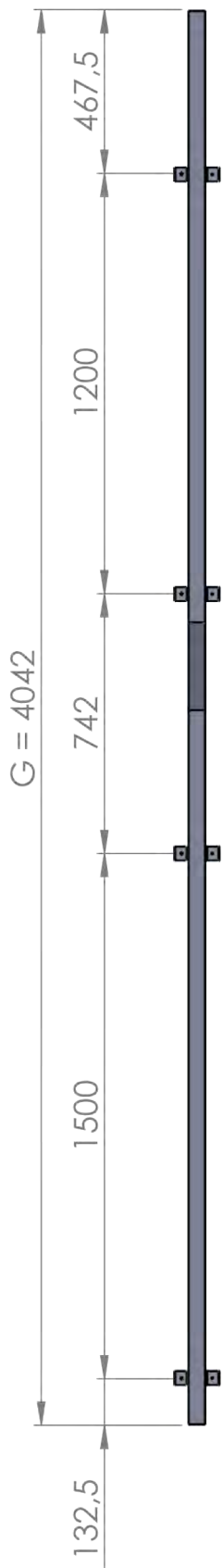
- Available in RAL colours.
- The non-slip telescopic aluminium steps are hidden when the ladder is closed.
- When the ladder is closed, it is extremely compact with a depth of only 72 mm.
- The Release Pin is positioned to accommodate usage from above while preventing unauthorised access from the ground.
- The Installation is very easy and is usually finalized in less than one hour.

Stability of a 2.4 m ladder

- Vertical stability:
 - 9.5 kN = 969 kg.
- Horizontal stability:
 - 2 kN = 204 kg.
- Closed:
 - 72 mm deep x 47 mm wide
 - 1 telescopic step unfold to 145 mm deep
 - 2 telescopic steps unfold to 319 mm deep
 - 3 telescopic steps unfold to 492 mm deep
 - 4 telescopic steps unfold to 665 mm deep

- Weight:
 - 3.1 kg per running meter
- Standard length:
 - 4.042 mm





MODUM ApS

Production: Linkøbingvej 8, DK-4900 Nakskov - www.modum.dk

Cornice Ladder - C1

SIZE

A

DATE

03.05.2017

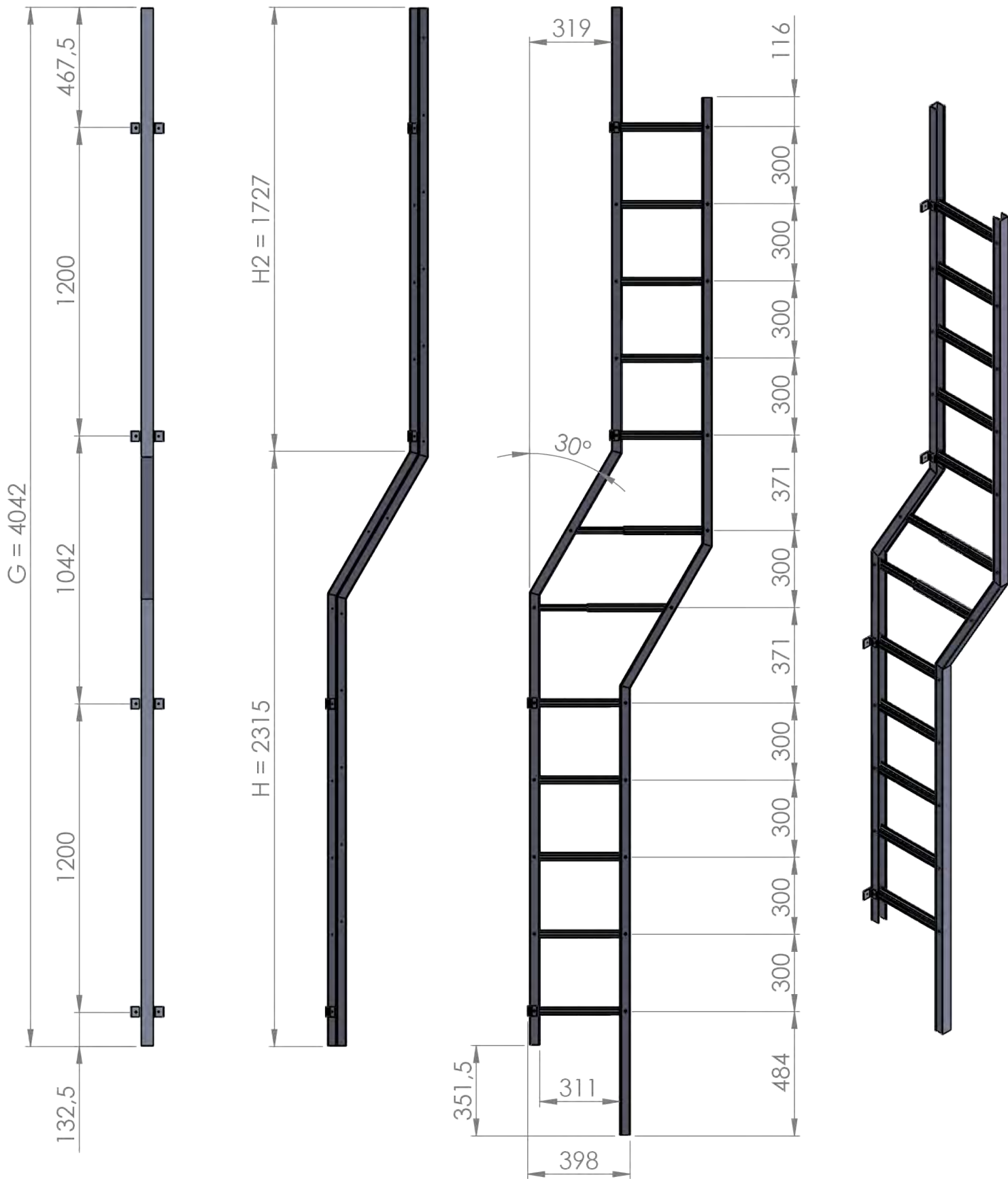
SCALE:1:50

DRAWN

SP

DWG. NO.

D222301



MODUM ApS

Production: Linkøbingvej 8, DK-4900 Nakskov - www.modum.dk

SIZE

A

DATE

03.05.2017

SCALE:1:50

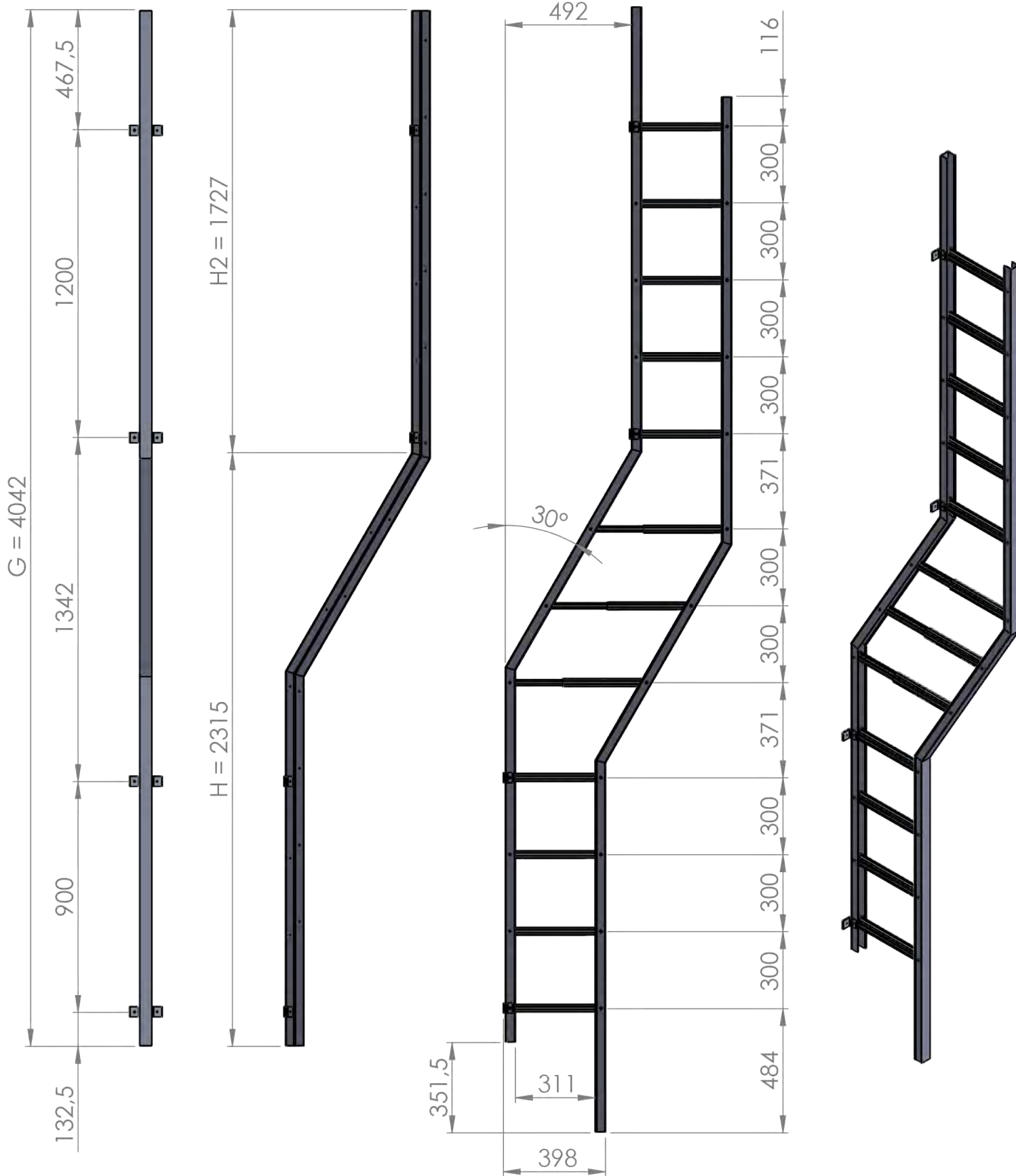
DRAWN

SP

DWG. NO.

D222302

Cornice Ladder - C2



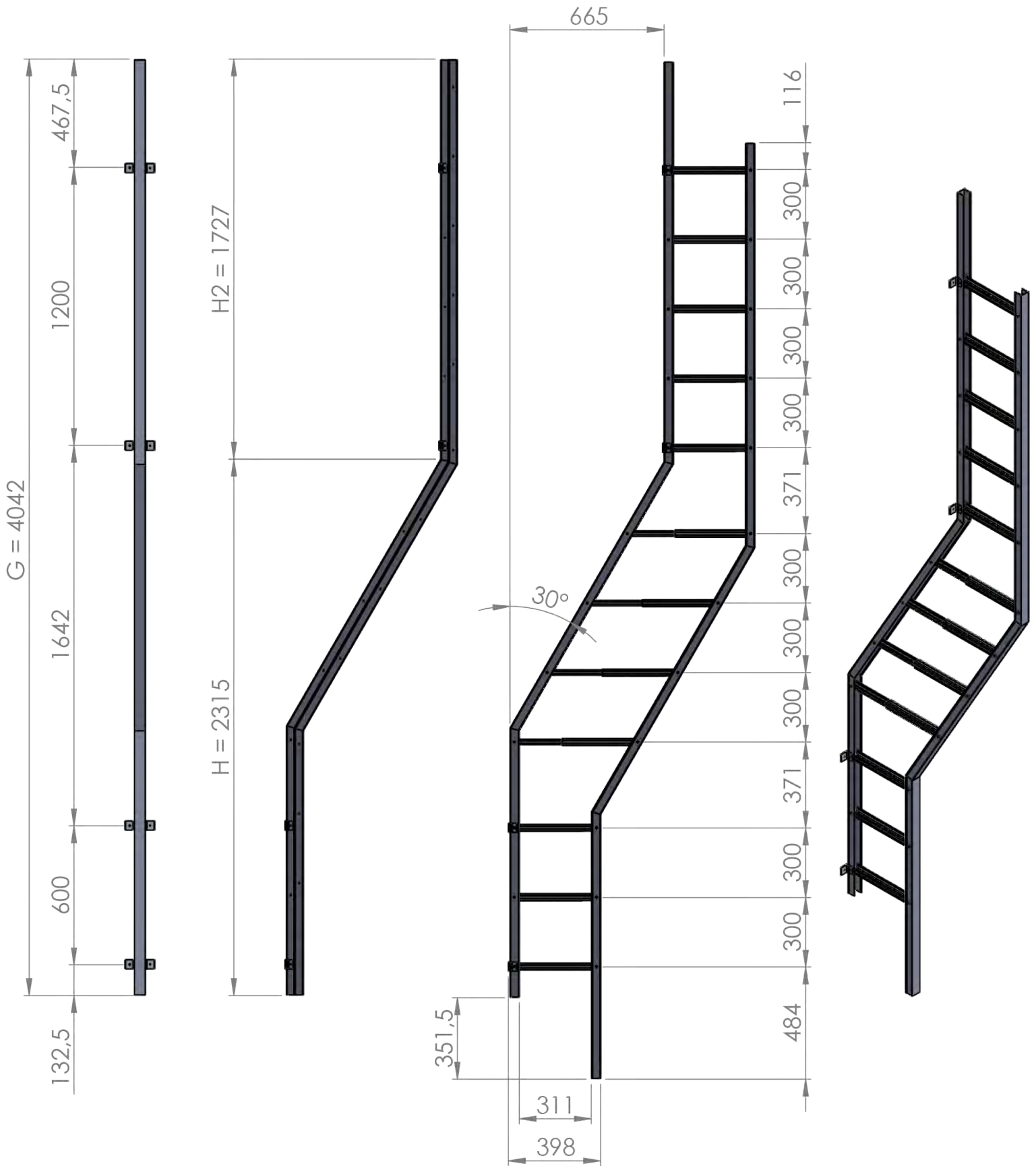
MODUM ApS

Production: Linkøbingvej 8, DK-4900 Nakskov - www.modum.dk

Cornice Ladder - C3

SIZE	A	DATE	03.05.2017
SCALE:1:50		DRAWN	SP

DWG. NO. **D222303**



MODUM ApS

Production: Linkøbingvej 8, DK-4900 Nakskov - www.modum.dk

Cornice Ladder - C4

SIZE	A	DATE	03.05.2017
SCALE: 1:50		DRAWN	SP
DWG. NO.	D222304		